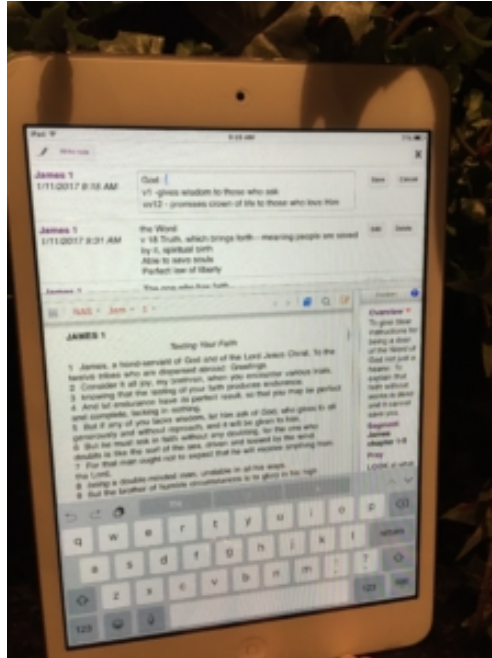


# Journal Your Discovery

## In Your **NOTES!**




Yes, you want to get into the habit of putting your discovery of truth into your **Notes** in the **App** where they will be saved forever, and you can go back and review any place, anywhere, any time!

### Open the App:

**TIP** To Open: tap on the sign  in the right hand corner of the upper tool bar.

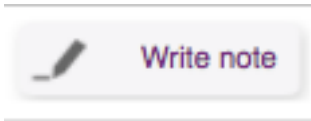
- The **Note Screen** will open above the upper tool bar.



- Tap on  in the left hand corner.

- **'Add My Note'** window will open.
- Type away.

- (FYI - a certain # of characters is allowed on a page for security, perhaps 13-15 lines.)
- Don't forget to save your notes - tap '**SAVE**' at the far right.
- Once you save, you can add more notes or close.
- If you want to add more notes, just start the process again by tapping on



in the left hand corner.

- You can Edit to add or make changes by tapping on '**EDIT**'.
- You can Delete a note by tapping on '**Delete**'.
- Just **DON'T FORGET to save.**
- To Close **Notes**: tap on the **X** above '**SAVE**'.

